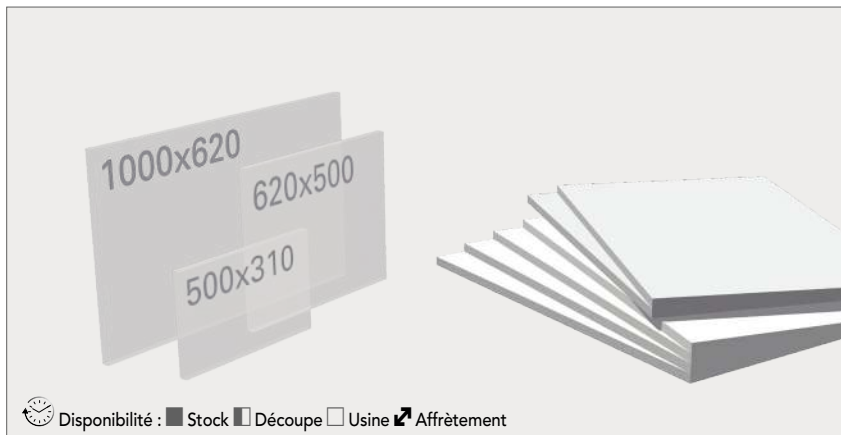


Plaque PETP Polyéthylène téréphtalate

Q22-PETPCOULEUR

- NAT : naturel.

FABRICATION

- Extrudé.

CARACTÉRISTIQUES


- Plaque entière : brut de sciage.


USINAGE

- Reportez-vous au tableau d'usinage.

SUR DEMANDE

- Format spécifique.

Référence	Couleur	Ép. mm	L		Tol. Ø		Poids kg	
			mini mm	stock mm	mini mm	maxi mm		
Q22-PETP	NAT	2	2000	1000	+0,00	+0,20	5,76	<input checked="" type="checkbox"/>
Q22-PETP	NAT	3	2000	1000	+0,00	+0,20	8,7	<input checked="" type="checkbox"/>
Q22-PETP	NAT	4	2000	1000	+0,00	+0,20	11,6	<input checked="" type="checkbox"/>
Q22-PETP	NAT	5	2000	1000	+0,00	+0,20	14,5	<input checked="" type="checkbox"/>
Q22-PETP	NAT	6	2000	1000	+0,00	+0,20	17,4	<input checked="" type="checkbox"/>
Q22-PETP	NAT	8	500	310	+0,00	+0,20	1,895	<input type="checkbox"/>
Q22-PETP	NAT	8	620	500	+0,00	+0,20	3,790	<input type="checkbox"/>
Q22-PETP	NAT	8	1000	620	+0,20	+0,90	7,580	<input checked="" type="checkbox"/>
Q22-PETP	NAT	8	2000	1000	+0,20	+0,90	24,8	<input type="checkbox"/>
Q22-PETP	NAT	8	3000	620	+0,20	+0,90	22,74	<input checked="" type="checkbox"/>













Référence	Couleur	Ép. mm	L		Tol. Ø		Poids kg	
			mini mm	stock mm	mini mm	maxi mm		
Q22-PETP	NAT	10	500	310	+0,00	+0,20	2,338	<input type="checkbox"/>
Q22-PETP	NAT	10	620	500	+0,00	+0,20	4,675	<input type="checkbox"/>
Q22-PETP	NAT	10	1000	620	+0,20	+0,90	9,350	<input checked="" type="checkbox"/>
Q22-PETP	NAT	10	3000	620	+0,20	+0,90	28,05	<input checked="" type="checkbox"/>
Q22-PETP	NAT	12	500	310	+0,00	+0,30	2,858	<input type="checkbox"/>
Q22-PETP	NAT	12	620	500	+0,00	+0,30	5,715	<input type="checkbox"/>
Q22-PETP	NAT	12	1000	620	+0,30	+1,50	11,430	<input checked="" type="checkbox"/>
Q22-PETP	NAT	12	3000	620	+0,30	+1,50	34,29	<input checked="" type="checkbox"/>
Q22-PETP	NAT	16	500	310	+0,00	+0,30	3,745	<input type="checkbox"/>
Q22-PETP	NAT	16	620	500	+0,00	+0,30	7,490	<input type="checkbox"/>













Ref-Coul-Ep-LXI

Exemple
de commande**Q22-PETP-NAT-EP8-620X500**

Plaque PETP Polyéthylène téréphtalate

Q22-PETP

Référence	Couleur	Ép.	L		Tol. Ø		Poids	
			mini	stock	mini	maxi		
		mm	mm	mm	mm	mm	kg	
Q22-PETP	NAT	16	1000	620	+0,30	+1,50	14,980	
Q22-PETP	NAT	16	3000	620	+0,30	+1,50	44,94	
Q22-PETP	NAT	20	500	310	+0,00	+0,30	4,630	
Q22-PETP	NAT	20	620	500	+0,00	+0,30	9,260	
Q22-PETP	NAT	20	1000	620	+0,30	+1,50	18,520	
Q22-PETP	NAT	20	3000	620	+0,30	+1,50	55,56	
Q22-PETP	NAT	25	500	310	+0,00	+0,30	5,738	
Q22-PETP	NAT	25	620	500	+0,00	+0,30	11,475	
Q22-PETP	NAT	25	1000	620	+0,30	+1,50	22,950	
Q22-PETP	NAT	25	3000	620	+0,30	+1,50	68,85	
Q22-PETP	NAT	30	500	310	+0,00	+0,50	6,978	

Référence	Couleur	Ép.	L		Tol. Ø		Poids	
			mini	stock	mini	maxi		
		mm	mm	mm	mm	mm	kg	
Q22-PETP	NAT	30	620	500	+0,00	+0,50	13,955	
Q22-PETP	NAT	30	1000	620	+0,50	+2,50	27,910	
Q22-PETP	NAT	30	3000	620	+0,50	+2,50	83,73	
Q22-PETP	NAT	40	500	310	+0,00	+0,50	9,195	
Q22-PETP	NAT	40	620	500	+0,00	+0,50	18,390	
Q22-PETP	NAT	40	1000	620	+0,50	+2,50	36,780	
Q22-PETP	NAT	40	3000	620	+0,50	+2,50	110,34	
Q22-PETP	NAT	50	500	310	+0,00	+0,50	11,410	
Q22-PETP	NAT	50	620	500	+0,00	+0,50	22,820	
Q22-PETP	NAT	50	1000	620	+0,50	+2,50	45,640	
Q22-PETP	NAT	60	1000	620	+0,50	+2,50	54,94	

Ref-Coul-Ep-LXI

Exemple
de commande**Q22-PETP-NAT-EP8-620X500**

SÉRIE

MECA